

Children and Families Scrutiny Panel

Thursday, 22nd June, 2017
at 5.30 pm

PLEASE NOTE TIME OF MEETING

Conference Room 3 - Civic Centre

This meeting is open to the public

Members

Councillor Keogh (Chair)
Councillor Murphy
Councillor O'Neill
Councillor Painton
Councillor Burke
Councillor Taggart
Councillor Laurent
Catherine Hobbs
Revd. J Williams

Contacts

Democratic Support Officer
Emily Goodwin
Tel: 023 8083 2302
Email: emily.goodwin@southampton.gov.uk

Scrutiny Manager
Mark Pirnie
Tel: 023 8083 3886
Email: mark.pirnie@southampton.gov.uk

PUBLIC INFORMATION

CHILDREN AND FAMILIES SCRUTINY PANEL

Role of this Scrutiny Panel: To undertake the scrutiny of Children and Families Services in the City, including the Multi Agency Safeguarding Hub (MASH), Early Help, Specialist & Core Service, looked after children, education and early years and youth offending services, unless they are forward plan items. In such circumstances members of the Children and Families Scrutiny Panel will be invited to the relevant Overview and Scrutiny Management Committee meeting where they are discussed.

Terms Of Reference:-

Scrutiny of Children and Families Services in the City to include:

- Monitoring the implementation and challenging the progress of the Council's action plan to address the recommendations made by Ofsted following their inspection of Children's Services in Southampton and review of Southampton Local Safeguarding Children Board (LSCB) in July 2014.
- Regular scrutiny of the performance of multi-agency arrangements for the provision of early help and services to children and their families.
- Scrutiny of early years and education including the implementation of the Vision for Learning 2014 – 2024.
- Scrutiny of the development and implementation of the Youth Justice Strategy developed by the Youth Offending Board.
- Referring issues to the Chair of the LSCB and the Corporate Parenting Committee.

Public Representations

At the discretion of the Chair, members of the public may address the meeting on any report included on the agenda in which they have a relevant interest. Any member of the public wishing to address the meeting should advise the Democratic Support Officer (DSO) whose contact details are on the front sheet of the agenda.

Access – access is available for the disabled. Please contact the Democratic Support Officer who will help to make any necessary arrangements.

Mobile Telephones:- Please switch your mobile telephones to silent whilst in the meeting

Use of Social Media:- The Council supports the video or audio recording of meetings open to the public, for either live or subsequent broadcast. However, if, in the Chair's opinion, a person filming or recording a meeting or taking photographs is interrupting proceedings or causing a disturbance, under the Council's Standing Orders the person can be ordered to stop their activity, or to leave the meeting.

By entering the meeting room you are consenting to being recorded and to the use of those images and recordings for broadcasting and or/training purposes. The meeting may be recorded by the press or members of the public.

Any person or organisation filming, recording or broadcasting any meeting of the Council is responsible for any claims or other liability resulting from them doing so.

Details of the Council's Guidance on the recording of meetings is available on the Council's website.

Business to be Discussed

Only those items listed on the attached agenda may be considered at this meeting.

QUORUM The minimum number of appointed Members required to be in attendance to hold the meeting is 3.

Rules of Procedure

The meeting is governed by the Council Procedure Rules and the Overview and Scrutiny Procedure Rules as set out in Part 4 of the Constitution.

Smoking policy – the Council operates a no-smoking policy in all civic buildings.

Fire Procedure – in the event of a fire or other emergency a continuous alarm will sound and you will be advised by Council officers what action to take

Southampton City Council's Priorities

- Jobs for local people
- Prevention and early intervention
- Protecting vulnerable people
- Affordable housing
- Services for all
- City pride
- A sustainable Council

Dates of Meetings: Municipal Year

2017	2018
22 June	25 January
27 July	1 March
28 September	
16 November	

DISCLOSURE OF INTERESTS

Members are required to disclose, in accordance with the Members' Code of Conduct, **both** the existence **and** nature of any "Disclosable Pecuniary Interest" or "Other Interest" they may have in relation to matters for consideration on this Agenda.

DISCLOSABLE PECUNIARY INTERESTS

A Member must regard himself or herself as having a Disclosable Pecuniary Interest in any matter that they or their spouse, partner, a person they are living with as husband or wife, or a person with whom they are living as if they were a civil partner in relation to:

(i) Any employment, office, trade, profession or vocation carried on for profit or gain.

(ii) Sponsorship:

Any payment or provision of any other financial benefit (other than from Southampton City Council) made or provided within the relevant period in respect of any expense incurred by you in carrying out duties as a member, or towards your election expenses. This includes any payment or financial benefit from a trade union within the meaning of the Trade Union and Labour Relations (Consolidation) Act 1992.

(iii) Any contract which is made between you / your spouse etc (or a body in which the you / your spouse etc has a beneficial interest) and Southampton City Council under which goods or services are to be provided or works are to be executed, and which has not been fully discharged.

(iv) Any beneficial interest in land which is within the area of Southampton.

(v) Any license (held alone or jointly with others) to occupy land in the area of Southampton for a month or longer.

(vi) Any tenancy where (to your knowledge) the landlord is Southampton City Council and the tenant is a body in which you / your spouse etc has a beneficial interests.

(vii) Any beneficial interest in securities of a body where that body (to your knowledge) has a place of business or land in the area of Southampton, and either:

- a) the total nominal value of the securities exceeds £25,000 or one hundredth of the total issued share capital of that body, or
- b) if the share capital of that body is of more than one class, the total nominal value of the shares of any one class in which you / your spouse etc has a beneficial interest that exceeds one hundredth of the total issued share capital of that class.

Other Interests

A Member must regard himself or herself as having an 'Other Interest' in any membership of, or occupation of a position of general control or management in:

Any body to which they have been appointed or nominated by Southampton City Council

Any public authority or body exercising functions of a public nature

Any body directed to charitable purposes

Any body whose principal purpose includes the influence of public opinion or policy

Principles of Decision Making

All decisions of the Council will be made in accordance with the following principles:-

- proportionality (i.e. the action must be proportionate to the desired outcome);
- due consultation and the taking of professional advice from officers;
- respect for human rights;
- a presumption in favour of openness, accountability and transparency;
- setting out what options have been considered;
- setting out reasons for the decision; and
- clarity of aims and desired outcomes.

In exercising discretion, the decision maker must:

- understand the law that regulates the decision making power and gives effect to it. The decision-maker must direct itself properly in law;
- take into account all relevant matters (those matters which the law requires the authority as a matter of legal obligation to take into account);
- leave out of account irrelevant considerations;
- act for a proper purpose, exercising its powers for the public good;
- not reach a decision which no authority acting reasonably could reach, (also known as the "rationality" or "taking leave of your senses" principle);
- comply with the rule that local government finance is to be conducted on an annual basis. Save to the extent authorised by Parliament, 'live now, pay later' and forward funding are unlawful; and
- act with procedural propriety in accordance with the rules of fairness.

AGENDA

1 APOLOGIES AND CHANGES IN PANEL MEMBERSHIP (IF ANY)

To note any changes in membership of the Panel made in accordance with Council Procedure Rule 4.3.

2 ELECTION OF VICE-CHAIR

To elect a Vice-Chair to the Children's and Families Scrutiny Panel for the 2017-2018 municipal year.

3 DISCLOSURE OF PERSONAL AND PECUNIARY INTERESTS

In accordance with the Localism Act 2011, and the Council's Code of Conduct, Members to disclose any personal or pecuniary interests in any matter included on the agenda for this meeting.

NOTE: Members are reminded that, where applicable, they must complete the appropriate form recording details of any such interests and hand it to the Democratic Support Officer.

4 DECLARATIONS OF SCRUTINY INTEREST

Members are invited to declare any prior participation in any decision taken by a Committee, Sub-Committee, or Panel of the Council on the agenda and being scrutinised at this meeting.

5 DECLARATION OF PARTY POLITICAL WHIP

Members are invited to declare the application of any party political whip on any matter on the agenda and being scrutinised at this meeting.

6 STATEMENT FROM THE CHAIR

7 MINUTES OF THE PREVIOUS MEETING (INCLUDING MATTERS ARISING)

(Pages 1 - 2)

To approve and sign as a correct record the Minutes of the meetings held on 11th May, 2017 and to deal with any matters arising, attached.

8 THE PROVISION OF APPRENTICESHIPS IN SOUTHAMPTON (Pages 3 - 8)

Report of the Head of Economic Development and Skills providing the Panel with requested information on apprenticeships in Southampton.

9 CHILDREN'S AND FAMILIES - PERFORMANCE (Pages 9 - 14)

Report of the Service Director, Legal and Governance providing an overview of performance across Children and Families Services since April 2017.

Wednesday, 14 June 2017

SERVICE DIRECTOR, LEGAL AND
GOVERNANCE

CHILDREN AND FAMILIES SCRUTINY PANEL
MINUTES OF THE MEETING HELD ON 11 MAY 2017

Present: Councillors Keogh (Chair), Murphy, O'Neill, Painton, Taggart (Vice-Chair) and Laurent

Apologies: Councillors Burke, Catherine Hobbs and Revd. J Williams

Also in Attendance: Councillor Lewzey, Cabinet Member for Children's Social Care

20. **APOLOGIES AND CHANGES IN PANEL MEMBERSHIP (IF ANY)**

Apologies for Councillor Burke and Catherine Hobbs were noted.

21. **MINUTES OF THE PREVIOUS MEETING (INCLUDING MATTERS ARISING)**

RESOLVED that the minutes of the meeting held on 9th March, 2017 be approved and signed as a correct record.

22. **LOCAL SAFEGUARDING CHILDREN BOARD (LSCB) ANNUAL REPORT 2015-16**

The Panel considered the report of the Independent Chair of the Local Safeguarding Children's Board looking at whether the Board's Annual Report provides a rigorous and transparent assessment of the performance and effectiveness of local safeguarding services.

Following discussions with Keith Makin, Independent Chair of the LSCB, Chief Superintendent Richard John, Head of Public Protection, Hampshire Constabulary, Dr Hilary Smith, Designated Doctor and Phil Bullingham, Service Lead, Southampton City Council, it was noted that safeguarding in Southampton continued to be a challenge and that there were children and young people in the City that faced significant challenges and risks in their lives.

Despite the continuing problems improvements had been made regarding safeguarding children in Southampton. Of note were improvements to the referrals process, the integrity of data and school absenteeism.

The Panel were made aware of two areas that were emerging as current priorities:

1. Neglect – following the work of a task and finish group a new policy had been established providing a revised toolkit for agencies to work with in identifying neglect.
2. E-Safety – reflecting the increase in the misuse of social media leading to potential self-harm concerns.

The Panel questioned the effects of transformation on safeguarding service specifically the rapid move to digitalisation and proposed reductions in front line staff. They were reassured that the right challenges continue to be made by the Board who had confidence in the systems in place.

RESOLVED:

- (i) That the draft 2016/17 LSCB Annual Report be discussed at the 27 July meeting of the Children and Families Scrutiny Panel;
- (ii) That the Panel are provided with an update at the July meeting of the progress made implementing recommendations made following serious case reviews;
- (iii) That the 2017/18 LSCB Annual Report provides additional context to the child death figures within the report without enabling individuals to be identified.
- (iv) The Panel encouraged the LSCB to consider the issue of mental health support to post 16 students in 2017/18.

23. **OUTCOMES OF THE JOINT LOCAL AREA SPECIAL EDUCATIONAL NEEDS AND/OR DISABILITIES INSPECTION IN SOUTHAMPTON**

The Panel considered the report of the Chair of the Children's and Families Scrutiny Panel and received a presentation detailing the findings from the joint local area special educational needs and/or disabilities inspection in Southampton.

RESOLVED to monitor the progress made against the recommendations within the Ofsted report on an annual basis.

24. **CHILDREN AND FAMILIES - PERFORMANCE**

The Panel considered the report of the Service Director, Legal and Governance providing an overview of performance across Children and Families Services since

It was encouraging to note that the number of cases per staff ratio was decreasing and savings could be realised as the service was reorganised.

25. **MONITORING SCRUTINY RECOMMENDATIONS**

The Panel noted the report of the Service Director, Legal and Governance setting out progress on recommendations made at the previous meeting.

DECISION-MAKER:	CHILDREN AND FAMILIES SCRUTINY PANEL		
SUBJECT:	THE PROVISION OF APPRENTICESHIPS IN SOUTHAMPTON		
DATE OF DECISION:	22 JUNE 2017		
REPORT OF:	HEAD OF ECONOMIC DEVELOPMENT AND SKILLS		
CONTACT DETAILS			
AUTHOR:	Name:	Denise Edghill	Tel: 023 8083 4095
	E-mail:	denise.edghill@southampton.gov.uk	
Director	Name:	Mike Harris	Tel: 023 8083 2882
	E-mail:	Mike.harris@southampton.gov.uk	

STATEMENT OF CONFIDENTIALITY	
Not applicable	
BRIEF SUMMARY	
<p>At the 9 March 2017 meeting the Panel considered information regarding post 16 attainment and progression in the City. Further information was requested regarding apprenticeships in Southampton and this report provides information taken from a number of Department for Education sources, broken down by starts, achievements, sector subject area, level, age and geography. All data within this document is the latest published data that is available.</p> <p>Following the discussion on Apprenticeships the Panel are requested to consider, with invited representatives, opportunities to promote participation in higher education by Southampton residents.</p>	
RECOMMENDATIONS:	
	(i) To note the contents of the report and the progress being made to increase the number of apprentices in Southampton
	(ii) To discuss with invited representatives initiatives to raise participation rates in higher education in Southampton.
DETAIL (Including consultation carried out)	
1.	The landscape around apprenticeship training has seen many changes over the last few years, with the introduction of new Apprenticeship Standards (to replace Frameworks), the government target of three million apprenticeships by 2020 and the introduction of the Apprenticeship Levy on businesses with payrolls exceeding £3m. These changes have caused turbulence in the sector, and although the long term effect should be to increase the numbers of apprentices, the shorter term impact may be to reduce the number of people undertaking training over the next year. Against this backdrop Southampton has increased the number of apprenticeship starts, which rose to 2050 in the academic year 2015/16 and looks set to remain stable for the current year.

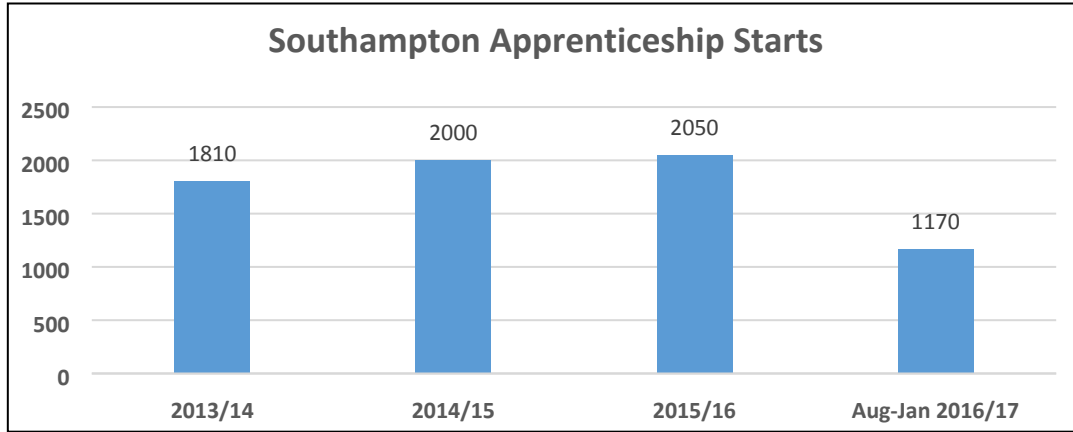
2.	Appendix 1 presents detailed information on the apprenticeship data for Southampton. The age group with the highest take up of apprenticeships is the over 25s. Intermediate level apprenticeships account for the majority of starts on programme, (56%) with only 5.9% being at the higher level. The introduction of the levy may well change that distribution as employers will be incentivised to train staff at higher levels to recoup their levy payments.
3.	In terms of the occupational sectors, the highest number of starts were in Health, Public Services and Care (650), closely followed by Business, Administration and Law (560), Retail and Commercial Enterprise (350), Engineering and Manufacturing Technologies (240) and Construction, Planning and the Built Environment (110). The other areas are Information and Communication Technology (40), Leisure, Travel and Tourism (40), Education and Training (30) and Agriculture, Horticulture & Animal Care (10).
4.	<p>Further to an Apprenticeship Scrutiny Inquiry, the Apprenticeship Action Plan for Southampton set the priorities for recent years, with the following four main themes guiding the work:</p> <ul style="list-style-type: none"> • Improve the promotion, preparation and recruitment of young people into apprenticeships • Maximise employer take up, particularly in key sectors and within the council • Establish an Apprenticeship training offer to meet the needs of the Southampton economy • Promote best practice and partnerships in Southampton.
5.	<p>The Action Plan, which completed in March 2017 has left a lasting legacy in the city. The significant achievements include:</p> <ul style="list-style-type: none"> • A new careers website was developed to enable schools, colleges, training providers, young people and those involved with them to access impartial and consistent Information, Advice and Guidance (IAG) across the city. 'Access Southampton' is a one stop shop for learning and careers, containing current and local information with links to national websites and other information sources. 20,000 site visits were recorded over the past year, and the site is being maintained and updated. • The establishment of the Careers Adviser and Careers Network groups, plus a termly Careers newsletter, ensuring careers advisors are up to date with local labour market information and apprenticeship opportunities. Information is filtered down to these groups from the Apprenticeship Hub group, a partnership group of local employers and training providers. A NEET Hub also ensures that NEET young people are prioritised for training and employment opportunities. • A Southampton Ambassador Scheme – ten young apprentices have signed up to attend school and career events to promote apprenticeships. A Southampton Apprenticeship film was produced to show in schools to inspire young people. • The introduction of a Southampton Apprenticeship Graduation Day to celebrate and promote apprenticeship achievement. • The development of an enhanced traineeship scheme to support vulnerable young people into further training and apprenticeship

	<p>opportunities, with 17 young people from the Youth Offending Service participating, 12 progressing onto further learning.</p> <ul style="list-style-type: none"> • A grant scheme to encourage employers to take on vulnerable young people from specific backgrounds, including care leavers (11 grants awarded). • A Southampton City Council Apprenticeship and Internship programme, which has been successfully developed and is being managed by HR. • Liaison and partnership working with major developers and employers to promote apprenticeships in sectors key to Southampton, including marine, construction, health and social care. To date, 475 apprenticeships have been created through major developments. <p>These initiatives will help to ensure that Southampton has a firm foundation to provide the apprenticeship training needed for our local economy and that local residents are informed of the opportunities to build their careers.</p>
6.	The City Council has developed a Workforce Strategy and Apprenticeship Policy, and a new post has been created within HR to maximise apprenticeships as part of the Council's workforce, including particular opportunities for care leavers and vulnerable young people.
7.	In addition to a request for further information on apprenticeships in Southampton the Panel, at the March 2017 meeting, requested that action is taken to promote progression to higher education by Southampton residents.
8.	Therefore, following the discussion on apprenticeships, the Panel are invited to consider initiatives to raise the participation rate in higher education with invited representatives.
RESOURCE IMPLICATIONS	
Capital/Revenue	
9.	Funding for the Apprenticeship Action Plan has now ceased, however a number of the activities are being maintained.
10.	City Council general funding is supporting a post in HR to take forward apprenticeship opportunities within the local authority.
Property/Other	
11.	None
LEGAL IMPLICATIONS	
Statutory power to undertake proposals in the report:	
12.	N/A
Other Legal Implications:	
13.	The Apprenticeships, Children and Learning Act 2009 sets out requirements
RISK MANAGEMENT IMPLICATIONS	
14.	N/A
POLICY FRAMEWORK IMPLICATIONS	
15.	N/A

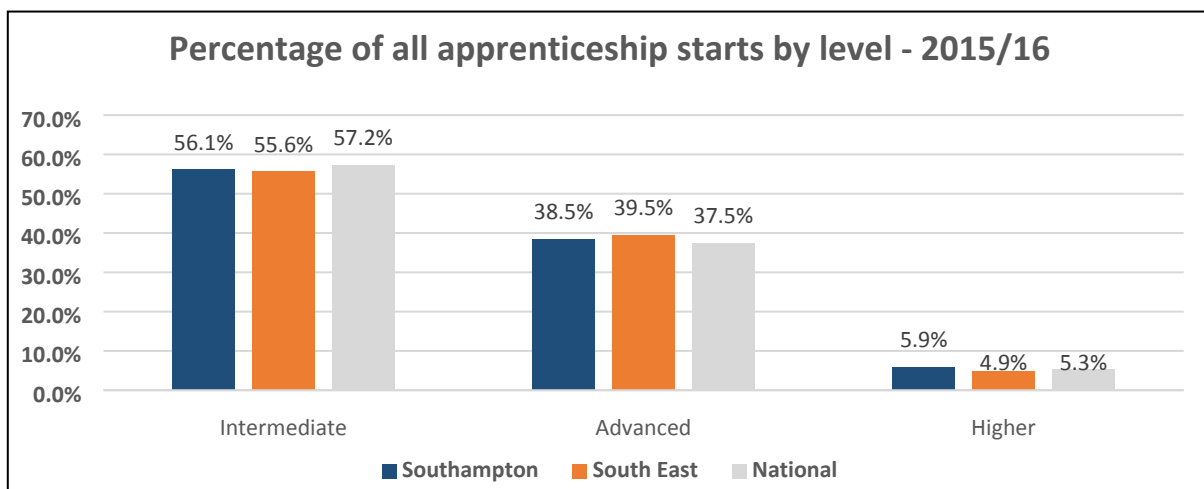
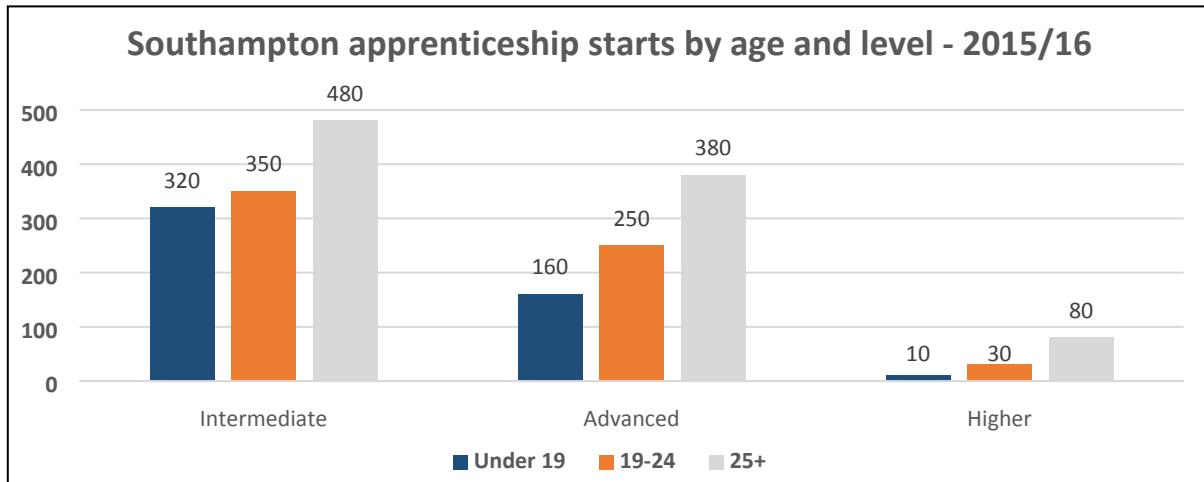
KEY DECISION?	No	
WARDS/COMMUNITIES AFFECTED:	None directly as a result of this report	
<u>SUPPORTING DOCUMENTATION</u>		
Appendices		
1.	Apprenticeship report - May 2017	
Documents In Members' Rooms		
1.	None	
Equality Impact Assessment		
Do the implications/subject of the report require an Equality and Safety Impact Assessment (ESIA) to be carried out.		No
Privacy Impact Assessment		
Do the implications/subject of the report require a Privacy Impact Assessment (PIA) to be carried out.		No
Other Background Documents - Other Background documents available for inspection at:		
Title of Background Paper(s)	Relevant Paragraph of the Access to Information Procedure Rules / Schedule 12A allowing document to be Exempt/Confidential (if applicable)	
1.	None	

This document provides information on apprenticeships from a number of DfE reports broken down by starts, achievements, sector subject area, level, age and geography. All data within this document is the latest published data that is available.

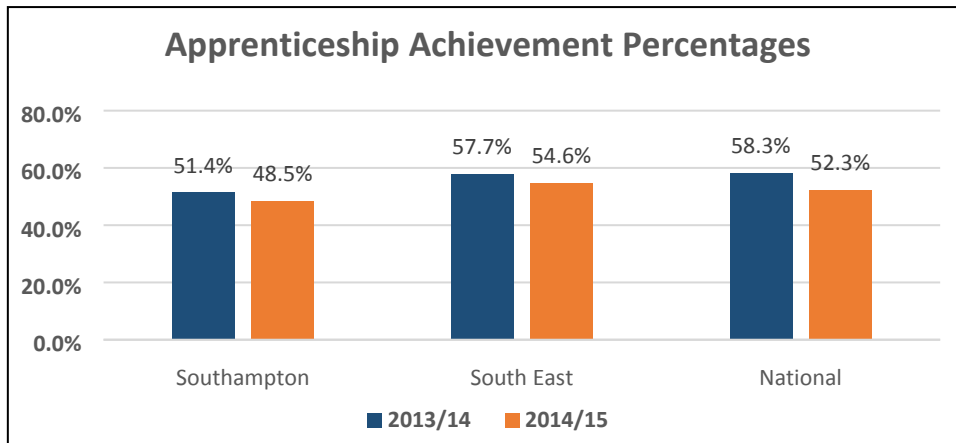
Apprenticeship starts: The number of overall apprenticeship starts in the Southampton area has remained constant over the past 3 years and is on track to match that again for 2016/17.



The numbers are broken down into the 3 levels of apprenticeship, Intermediate, Advanced and Higher and as expected the majority of starts are at the Intermediate level. The graphs below show the number of starts for Southampton during the full year 2015/16 (Aug-July) by level and age group and also the percentage of starts by level compared with both regional and national data.

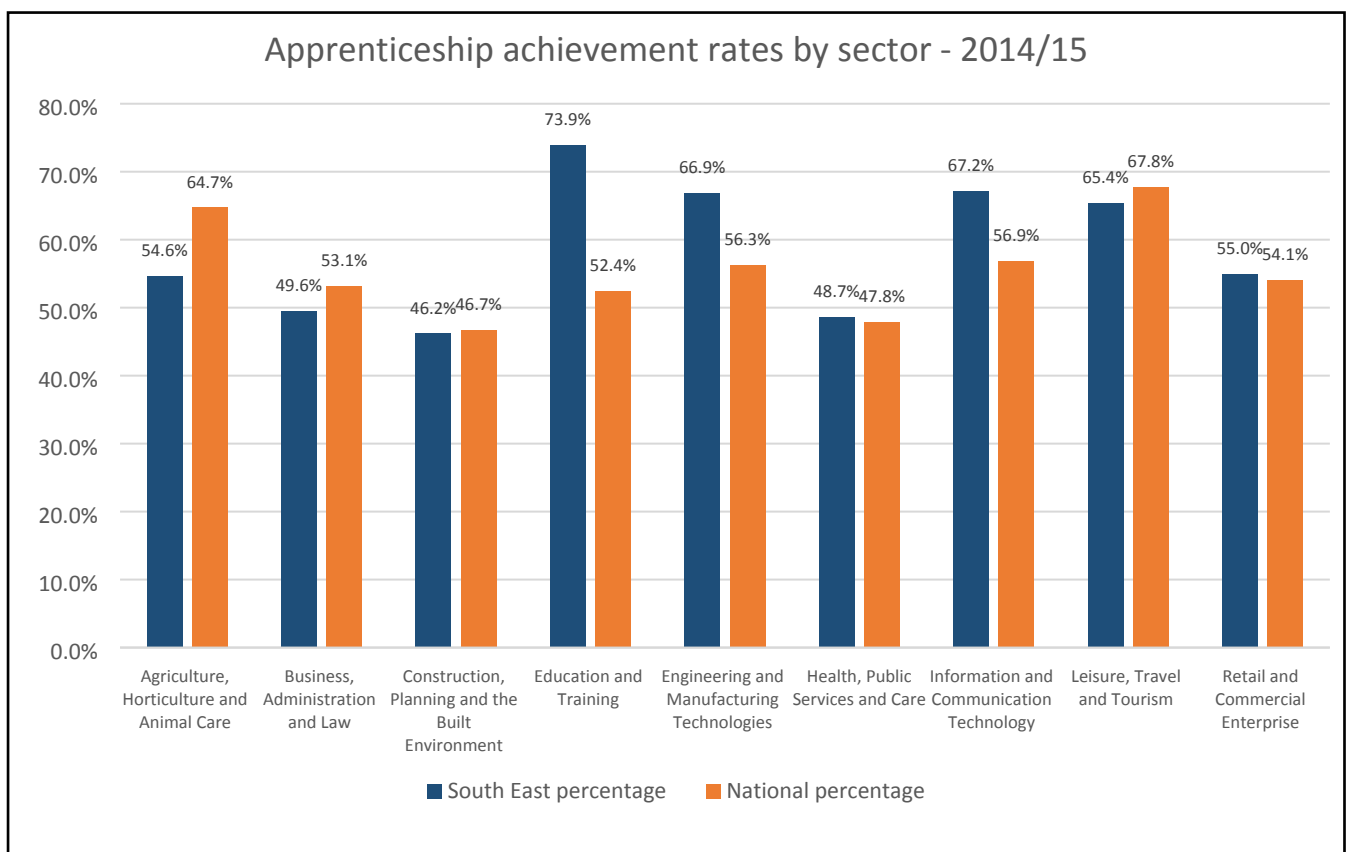


Apprenticeship achievements: The latest achievement data that is available is for the year 2014/15 and shows that almost 50% of all apprenticeship starts are completed and achieved in Southampton. This compares slightly lower than both regional and national figures.



There are 9 different sector areas where apprenticeships are available within the Southampton area but only start data is available for this. For the year 2015/16 the highest number of starts was for **Health, Public Services and Care** (650), closely followed by **Business, Administration and Law** (560), **Retail and Commercial Enterprise** (350), **Engineering and Manufacturing Technologies** (240) and **Construction, Planning and the Built Environment** (110). The other areas are **Information and Communication Technology** (40), **Leisure, Travel and Tourism** (40), **Education and Training** (30) and **Agriculture, Horticulture and Animal Care** (10).

Achievement data is only published at sector area level by region and national, please see the graph below for equivalent achievement rates.



Agenda Item 9

DECISION-MAKER:	CHILDREN AND FAMILIES SCRUTINY PANEL		
SUBJECT:	CHILDREN AND FAMILIES - PERFORMANCE		
DATE OF DECISION:	22 JUNE 2017		
REPORT OF:	SERVICE DIRECTOR – LEGAL AND GOVERNANCE		
<u>CONTACT DETAILS</u>			
AUTHOR:	Name:	Mark Pirnie	Tel: 023 8083 3886
	E-mail:	Mark.pirnie@southampton.gov.uk	
Director	Name:	Richard Ivory	Tel: 023 8083 2794
	E-mail:	Richard.ivory@southampton.gov.uk	
STATEMENT OF CONFIDENTIALITY			
None			
BRIEF SUMMARY			
Attached as Appendix 1 is the key data set for Children and Families up to the end of May 2017. At the meeting senior managers from Children and Families will be providing the Panel with an overview of performance across the division since April 2017.			
RECOMMENDATIONS:			
	(i)	That the Panel consider and challenge the performance of Children and Family Services in Southampton.	
REASONS FOR REPORT RECOMMENDATIONS			
1.	To enable effective scrutiny of children and family services in Southampton.		
ALTERNATIVE OPTIONS CONSIDERED AND REJECTED			
2.	None.		
DETAIL (Including consultation carried out)			
3.	To enable the Panel to undertake their role effectively members will be provided with appropriate performance information on a monthly basis and an explanation of the measures.		
4.	Performance information up to 31 May 2017 is attached as Appendix 1. An explanation of the significant variations in performance will be provided at the meeting.		
5.	Representatives from the Senior Management Team, Children and Families have been invited to attend the meeting and provide the performance overview.		
6.	In addition, reflecting initiatives to improve performance, a presentation on the new Quality Assurance Framework will be delivered to the Panel.		
RESOURCE IMPLICATIONS			
<u>Capital/Revenue</u>			
7.	None.		

<u>Property/Other</u>	
8.	None.
LEGAL IMPLICATIONS	
<u>Statutory power to undertake proposals in the report:</u>	
9.	The duty to undertake overview and scrutiny is set out in Part 1A Section 9 of the Local Government Act 2000.
<u>Other Legal Implications:</u>	
10.	None
POLICY FRAMEWORK IMPLICATIONS	
11.	Improving the effectiveness of the political scrutiny of children's safeguarding will help contribute to the following priorities within the Council Strategy: <ul style="list-style-type: none"> • Children and young people get a good start in life
KEY DECISION	No
WARDS/COMMUNITIES AFFECTED:	None directly as a result of this report
<u>SUPPORTING DOCUMENTATION</u>	
Appendices	
1.	Children and Families Monthly Dataset – May 2017
2.	Glossary of terms
Documents In Members' Rooms	
1.	None
Equality Impact Assessment	
Do the implications/subject of the report require an Equality and Safety Impact Assessments (ESIA) to be carried out.	No
Privacy Impact Assessment	
Do the implications/subject of the report require a Privacy Impact Assessment (PIA) to be carried out.	No
Other Background Documents	
Equality Impact Assessment and Other Background documents available for inspection at:	
Title of Background Paper(s)	Relevant Paragraph of the Access to Information Procedure Rules / Schedule 12A allowing document to be Exempt/Confidential (if applicable)
1.	None

Qualitative measures:			Key to direction of travel:			
Positive	Similar	Negative	Increase 10% or more	Similar	Decrease 10% or more	
			↑	→	↓	

Ref.	Indicator	Owner	Reporter	Dec-15	Jan-16	Feb-16	Mar-16	Apr-16	May-16	Jun-16	Jul-16	Aug-16	Sep-16	Oct-16	Nov-16	Dec-16	Jan-17	Feb-17	Mar-17	Apr-17	May-17	% change from previous month	% change from same month prev. yr	DoT	12 month average	12-mnth max value	Percentage ?	Benchmarking			Commentary (May-17):
																												Stat. Neighbour	England	SE region	
CP1	Number of Section 47 (S47) enquiries started	Jane White	Catherine Parkin	86	120	98	93	105	139	126	126	101	89	106	109	56	92	92	111	93	120	↑ 29%	↓ -14%		105	139	-	103	14358	2553	
CP1-NI	Section 47 (S47) enquiries rate per 10,000 children	Jane White	Catherine Parkin	18	25	20	19	22	29	26	26	21	18	22	22	11	19	19	23	19	24	↑ 26%	↓ -17%		21	29	-	17	12	13	
CP2	Number of children subject to Initial Child Protection Conferences (ICPCs), excluding transfer ins and temporary registrations	Phil Bullingham	Stuart Webb	36	60	37	49	32	48	56	62	41	19	17	48	16	45	23	34	19	37	↑ 95%	↓ -23%		36	62	-	39	6088	50	The number of children subject to ICPC is higher than April 2017, but, closer to the 12 month average of 36. Larger family groups can have an impact on this indicator and in May there were 5 families with >3 children.
CP2b	Number of transfer-ins	Phil Bullingham	Stuart Webb	-	-	-	-	-	-	-	-	-	2	1	1	3	0	3	4	0	0	- n/a	- n/a		2	4	-	Local	Local	Local	There were no transfer ins in May. Results of the transfer-in audit have been presented to the Performance Management Board. Service Managers are working with counterparts in Hampshire to agree a protocol to support good practice in this area.
CP2b %	Percentage of transfer-ins where child became subject to a CP Plan during period	Jane White	Sarah Ward	-	-	-	-	-	-	-	-	-	0.0%	0.0%	0.0%	100.0%	0.0%	33.3%	100.0%	0.0%	0.0%	- n/a	- n/a		25.9%	100.0%	P	-	-	-	
CP2-NI	Rate per 10,000 Initial Child Protection Conferences (ICPCs)	Phil Bullingham	Stuart Webb	8	13	8	10	7	10	11	13	8	4	3	10	3	9	5	8	4	8	↑ 95%	↓ -25%		7	13	-	6	5	5	The rate is slightly higher than the 12 month average and SN, national and regional averages. However, the number of ICPCs will have had an impact.
CP3-QL	Percentage of Initial Child Protection Conferences (ICPCs) held within timescales (based on count of children)	Phil Bullingham	Stuart Webb	75.0%	70.0%	40.5%	75.5%	22.3%	100.0%	58.9%	56.5%	63.4%	73.7%	70.6%	45.8%	62.5%	48.9%	21.7%	79.4%	78.9%	91.9%	↑ 16%	→ 8%	▲	65.6%	100.0%	P	0.8%	0.8%	0.7%	We continue to use the 'live time' tracker and the CP Team Manager engages with teams where it looks like a conference may be out of time. We are much clearer on those cases where there is a good reason for the conference taking place out of timescales - for example if further key information needs to be sought.
CP3-QL (val)	Number of children subject to Initial Child Protection Conferences (ICPCs) which were held within timescales (excludes transfer-ins)	Phil Bullingham	Stuart Webb	27	42	15	37	16	46	33	35	26	14	12	22	10	22	5	27	15	34	↑ 127%	↓ -26%	▲	23	46	-	Local	Local	Local	See above CP3-QL
CP4	Percentage of Initial Child Protection Conferences (ICPCs) resulting in a Child Protection Plan (based on count of children)	Phil Bullingham	Stuart Webb	86.1%	95.0%	91.9%	89.8%	59.4%	66.7%	80.4%	91.9%	82.9%	89.5%	88.2%	91.7%	100.0%	84.4%	69.6%	94.1%	89.5%	70.3%	↓ 21%	→ 5%	▲	84.5%	100.0%	P	0.9%	0.9%	0.9%	The conversion from conference to plan is lower than the 12 month average (85.4%). There does not appear to be a trend here (although conversion in February was also low). Again, the impact of larger family groups can be a factor. The results of an audit covering cases stepped down to Child in Need Planning from conference will be presented to the Performance Management Board in July 2017.
CP4 (val)	Number of Initial Child Protection Conferences (ICPCs) resulting in a Child Protection Plan (based on count of children) (excludes transfer-ins)	Phil Bullingham	Stuart Webb	31	57	34	44	19	32	45	57	34	17	15	44	16	38	16	32	17	26	↑ 53%	↓ -19%	▲	29.92	57.00	-	34	5276	43	See above CP4
CP5-QL	Percentage of new Child Protection Plans (CPP) where child had previously been subject of a CPP at any time	Phil Bullingham	Stuart Webb	35.5%	15.8%	47.1%	20.5%	15.8%	6.3%	17.8%	31.6%	2.9%	29.4%	46.7%	34.1%	12.5%	44.7%	25.0%	2.9%	33.3%	19.2%	↓ -42%	↑ 208%	▼	23.6%	46.7%	P	0.2%	0.2%	0.2%	This month's % is lower than the 12 month average; but, there is no clear pattern or trend. What we do understand from our audit and data analysis is that emotional abuse (DA) and neglect feature heavily in respect of repeat child protection planning and we have action planned accordingly.
CP5-QL (val)	Number of new Child Protection Plans (CPP) where child had previously been subject of a CPP at any time	Phil Bullingham	Stuart Webb	11	9	16	9	3	2	8	18	1	5	7	15	2	17	4	1	6	5	↓ -17%	↑ 150%	▼	7	18	-	6	946	168	See above - CP5-QL
CP6B	Number of children with a Child Protection Plan at the end of the month, excluding temporary registrations	Jane White	Stuart Webb	315	346	344	337	310	306	317	335	360	349	329	344	319	328	295	282	277	255	→ -8%	↓ -17%		315	360	-	323	50310	425	The number of children subject to CP planning continues to reduce. See above, CP4 regarding step down audit, to test the quality of CIN planning.
CP6B-NI	Child Protection Plan (CPP) rate per 10,000	Jane White	Stuart Webb	66	72	72	70	65	64	64	68	73	71	67	70	65	67	60	57	56	52	→ -7%	↓ -19%		64	73	-	4	4	4	See above - CP6B
CP7	Number of ceasing Child Protection Plans, excluding temporary registrations	Jane White	Stuart Webb	43	24	38	52	43	39	28	37	14	25	32	29	46	29	50	42	26	48	↑ 85%	↑ 23%	▲	34	50	-	35	5229	42	The number of plans ceasing is towards the high end of the month comparison data and higher than our SN. Stepping activity will test out the work undertaken when plans cease.
CP8-QL	Percentage of children subject to a Child Protection Plan seen in the last 15 working days.	Jane White	Sarah Ward	59.0%	76.6%	85.2%	73.0%	71.6%	68.3%	76.0%	68.0%	64.0%	64.0%	67.0%	77.0%	86.0%	87.0%	91.0%	94.0%	90.0%	89.0%	→ -1%	↑ 30%	▲	78.6%	94.0%	P	-	-	-	

Ref.	Indicator	Owner	Reporter	Dec-15	Jan-16	Feb-16	Mar-16	Apr-16	May-16	Jun-16	Jul-16	Aug-16	Sep-16	Oct-16	Nov-16	Dec-16	Jan-17	Feb-17	Mar-17	Apr-17	May-17	% change from previous month	% change from same month prev. yr	DoT	12 month average	12-mnth max value	Percentage ?	Stat. Neighbour	England	SE region	Commentary (May-17):
CP9	Number of children subject to Review Child Protection Conferences (RCPs) in the month	Phil Bullingham	Stuart Webb	102	86	93	113	100	91	64	105	59	101	89	86	84	68	90	94	70	94	↑ 34%	→ 3%		84	105	-	Local	Local	Local	There were a similar number of reviews undertaken to March and February. Recent recruitment activity has ensured that the CP team have the capacity to cover Initial and Review CPCs.
EH1a	Number of Universal Help Assessments (UHAs) started in the month	Jo Casey	Jason Murphy	-	-	-	-	77	57	58	24	21	39	35	49	21	34	29	34	38	30	↓ -21%	↓ -47%		36	58	-	Local	Local	Local	Commentary and associated issues remain the same as April 17 - April commentary: "This measure is subject to review and will in future measure the number of interventions held at the equivalent of UHA/EHA level."
EH1b	Number of Universal Help Plans (UHPs) opened in the month (includes UHPs completed, and those still open at end of period)	Jo Casey	Jason Murphy	-	-	-	-	367	368	297	170	121	107	99	113	92	124	121	122	122	123	→ 1%	↓ -67%		152	368	-	Local	Local	Local	Commentary and associated issues remain the same as April 17 - these measures are of little value without a mechanism and capacity to capture activity outside of PARIS/SCC services. April commentary: "As above - this is a measure based on activity within PARIS that is no longer measured with the introduction of the EHA which is not built into PARIS; in future this should be viewed as an external measure of all Early Help activity across a range of services, both within SCC and outside."
EH2	Number of Children In Need (CIN) at end of period (all open cases, excluding UHPs, UHAs, CPP and LAC)	Jane White	Catherine Parkin	1250	1270	1313	1347	1378	1374	1424	1439	1271	1298	1271	944	1001	955	974	967	1017	1043	→ 3%	↓ -24%		1152	1439	-	Local	Local	Local	-
EH3	Number of Single Assessments completed	Jane White	Catherine Parkin	185	266	214	249	283	297	204	165	301	206	264	291	123	187	122	214	137	193	↑ 41%	↓ -35%		208	301	-	295	47637	401	-
EH3a%	Percentage of Single Assessments (SA) completed within 10 days	Jane White	Catherine Parkin	-	12.3%	11.8%	14.4%	5.6%	10.7%	13.0%	14.9%	14.9%	10.9%	8.7%	8.0%	15.5%	9.0%	6.2%	7.5%	7.3%	7.3%	→ -1%	↓ -32%	▲	10.3%	15.5%	P	-	-	-	-
EH3b%	Percentage of Single Assessments (SA) completed within 11-25 days	Jane White	Catherine Parkin	-	14.3%	24.0%	22.7%	23.5%	33.3%	27.8%	27.5%	18.9%	20.0%	31.5%	29.6%	22.5%	26.5%	25.8%	22.9%	20.4%	15.0%	↓ -26%	↓ -55%	▲	24.7%	33.3%	P	-	-	-	-
EH3c%	Percentage of Single Assessments (SA) completed within 26-35 days	Jane White	Catherine Parkin	-	14.5%	19.1%	14.7%	13.4%	8.4%	25.7%	11.8%	16.6%	15.5%	10.9%	16.9%	15.7%	13.3%	2.0%	9.3%	8.8%	18.1%	↑ 107%	↑ 115%	▲	13.3%	25.7%	P	-	-	-	-
EH3d%	Percentage of Single Assessments (SA) completed within 36-45 days	Jane White	Catherine Parkin	-	10.4%	9.6%	10.4%	12.2%	12.5%	11.7%	17.1%	17.3%	16.8%	6.3%	9.9%	24.3%	14.3%	8.2%	34.6%	35.0%	38.9%	↑ 11%	↑ 212%	▲	19.0%	38.9%	P	-	-	-	-
EH3e%	Percentage of Single Assessments (SA) completed over 45 days	Jane White	Catherine Parkin	35.1%	48.5%	35.5%	37.9%	45.3%	35.2%	21.8%	28.7%	32.3%	36.8%	42.6%	35.8%	22.1%	37.0%	57.9%	25.7%	28.5%	20.7%	↓ -27%	↓ -41%	▼	32.7%	57.9%	P	0.1%	0.2%	0.2%	-
EH4 (val)	Number of Single Assessments (SA) completed in 45 working days	Jane White	Catherine Parkin	120	134	131	151	153	189	159	115	205	132	154	184	92	118	50	159	98	153	↑ 56%	↓ -19%	▲	139	205	-	254	39746	331	-
EH4-QL	Percentage of Single Assessments (SA) completed 45 working days	Jane White	Catherine Parkin	64.9%	50.4%	61.2%	60.6%	54.1%	63.6%	77.9%	69.7%	68.1%	64.1%	58.3%	63.2%	74.8%	63.0%	41.0%	74.0%	72.0%	79.0%	↑ 10%	↑ 24%	▲	66.8%	79.0%	P	0.9%	0.8%	0.8%	-
EH5-QL	Number of children open to the authority who have been missing at any point in the period (count of children)	Jane White	Catherine Parkin	26	22	23	37	41	50	52	47	40	56	67	58	31	50	35	45	40	48	↑ 20%	→ 4%	▼	48	67	-	Local	Local	Local	-
LAC1	Number of Looked after Children at end of period	Jane White	Sharon Hawkins	606	605	605	591	592	609	611	612	603	606	605	602	586	584	568	542	546	536	→ -2%	↓ -12%	▼	585	612	-	450	70440	9880	Continued and gradual decline in numbers of CIC, with a drive to be consistent in thresholds for entry into care and to ensure that the correct children and young people receive CIC status.
LAC10 (%)	Percentage of Looked after Children with an authorised CLA plan	Jane White	Sharon Hawkins	82.8%	84.1%	86.6%	86.8%	87.5%	88.2%	89.9%	89.5%	90.0%	89.9%	90.4%	90.5%	92.2%	94.3%	94.5%	94.1%	95.4%	94.8%	→ -1%	→ 7%	▲	91.8%	95.4%	P	-	-	-	-Consistent level of children and young people having care plans within timescale. There does however need to be a general review of the care planning and reviewing process.
LAC10-QL	Number of Looked after Children with an authorised CLA Plan	Jane White	Sharon Hawkins	502	509	524	513	518	537	549	548	543	545	547	545	540	551	537	510	521	508	→ -2%	→ -5%	▲	537	551	-	Local	Local	Local	-Consistent level of children and young people having care plans within timescale. There does however need to be a general review of the care planning and reviewing process.
LAC11-QL	Number of Looked after Children aged 16+ or open Care Leavers with an authorised Pathway Plan	Jane White	Julian Watkins	151	152	156	157	159	157	156	155	152	150	155	131	132	149	153	152	149	149	→ 0%	→ -5%	▲	149	157	-	Local	Local	Local	-This remains at a fairly consistent level with minor changes in performance linked in the main to staff sickness and leave which creates a very slight variance.
LAC11-QL (%)	Percentage of Looked after Children aged 16+ or open Care Leavers with an authorised Pathway Plan	Jane White	Julian Watkins	-	-	63.4%	63.6%	64.9%	63.3%	61.7%	61.3%	60.0%	60.0%	61.0%	88.0%	87.0%	92.0%	93.0%	95.0%	93.0%	91.0%	→ -2%	↑ 44%	▲	77.4%	95.0%	P	-	-	-	As above (LAC11-QL)
LAC12 (%)	Percentage of Special Guardianship Orders (SGOs) (E43, E44)	Jane White	Julian Watkins	0.0%	14.3%	0.0%	4.3%	11.1%	33.3%	20.0%	0.0%	5.6%	23.5%	21.4%	5.6%	10.0%	0.0%	38.9%	14.7%	0.0%	10.5%	- n/a	↓ -88%	▲	14.1%	38.9%	P	0.1%	0.1%	0.1%	We are working on 26 SGO assessments, which relates to 42 children, 9 of whom are not Looked After Children (but are known to the department). Applications for 6 of the children are currently in court and I anticipate applications for a further children shortly.
LAC12 (val)	Number of Special Guardianship Orders (SGOs) (E43, E44)	Jane White	Julian Watkins	0	2	0	1	2	3	2	0	1	4	3	1	2	0	7	5	0	2	- n/a	↓ -33%		2	7	-	2	319	38	We are working on 26 SGO assessments, which relates to 42 children, 9 of whom are not Looked After Children (but are known to the department). Applications for 6 of the children are currently in court and I anticipate applications for a further children shortly.
LAC13	Number of current unaccompanied Asylum Seeking Children looked after at end of period	Jane White	Sharon Hawkins	-	-	-	-	-	-	4	6	5	5	7	11	10	10	11	11	11	10	→ -9%	- n/a		8	11	-	17	4210	1350	This remains at a consistent level.
LAC14	Number of new unaccompanied Asylum Seeking Children	Jane White	Sharon Hawkins	-	-	-	-	-	-	0	2	0	0	1	4	0	0	0	0	0	0	- n/a	- n/a		1	4	-	Local	Local	Local	-As above (LAC-13)

Ref.	Indicator	Owner	Reporter	Dec-15	Jan-16	Feb-16	Mar-16	Apr-16	May-16	Jun-16	Jul-16	Aug-16	Sep-16	Oct-16	Nov-16	Dec-16	Jan-17	Feb-17	Mar-17	Apr-17	May-17	% change from previous month	% change from same month prev. yr	DoT	12 month average	12-mnth max value	Percentage ?	Stat. Neighbour	England	SE region	Commentary (May-17):
LAC1-NI	Looked after Children rate per 10,000	Jane White	Sharon Hawkins	127	126	126	123	124	127	124	125	123	123	123	122	119	119	116	110	111	109	→ -2%	↓ -14%		119	127	-	76	60	52	This is a consistent gradual decline and is an appropriate direction of travel, however there remains work to complete to fall in line with statistical neighbours. The downward trend does show however positive work is being achieved across to prevent escalation to this level of intervention.
LAC2	Number of new Looked after Children (episodes)	Jane White	Sharon Hawkins	6	14	16	16	24	16	13	11	8	25	8	14	7	7	2	8	9	9	→ 0%	↓ -44%	▼	11	25	-	17	2671	22	-As above (LAC1-NI)
LAC3	Number of ceasing Looked after Children (episodes)	Jane White	Sharon Hawkins	9	14	10	23	18	9	10	14	18	17	14	18	20	10	18	34	3	19	↑ 533%	↑ 111%	▲	16	34	-	17	2643	22	There is a steady rate of children and young people leaving care, following the anomaly in April.
LAC6 (%)	Percentage of adoptions (E11, E12)	Jane White	Marian Watkins	33.3%	28.6%	10.0%	56.5%	27.8%	22.2%	30.0%	35.7%	50.0%	29.4%	35.7%	22.2%	15.0%	40.0%	27.8%	58.8%	0.0%	15.8%	- n/a	↓ -29%		29.4%	58.8%	P	0.2%	0.2%	0.1%	-Following an abnormal month in March and therefore perhaps a lean April, May appears to have reverted to a more appropriate trend. There are several children however awaiting adoption and further plans to streamline permanency planning across the service are being considered currently.
LAC6 (val)	Number of adoptions (E11, E12)	Jane White	Julian Watkins	3	4	1	13	5	2	3	5	9	5	5	4	3	4	5	20	0	3	- n/a	↑ 50%		5	20	-	3	391	55	-Following an abnormal month in March and therefore perhaps a lean April, May appears to have reverted to a more appropriate trend. There are several children however awaiting adoption and further plans to streamline permanency planning across the service are being considered currently.
LAC7-QL	Percentage of Looked after Children visited within timescales	Jane White	Sharon Hawkins	69.8%	65.6%	71.1%	59.1%	76.5%	75.0%	73.0%	66.0%	66.0%	69.0%	70.0%	76.0%	76.0%	82.0%	86.0%	83.0%	79.0%	84.0%	→ 6%	↑ 12%	▲	75.8%	86.0%	P	-	-	-	- This area still shows a generally positive trend, however there is still room for improvement and no room for complacency. This is core business for Looked After Children.
LAC9	Percentage of IFA placements (of all looked after children)	Jane White	Julian Watkins	29.9%	30.2%	29.1%	28.6%	30.6%	28.7%	26.7%	26.5%	25.9%	24.9%	26.0%	26.4%	27.0%	26.0%	26.1%	25.6%	26.6%	26.9%	→ 1%	→ -7%	▼	26.4%	28.7%	P	-	-	-	-The number of children being cared for in IFA placements remains largely consistent over the last four months, but does show a gradual decline which is positive. There is further work being completed to consider recruitment of "in house" carers, and some more specialist placements, which if successful should continue this trend in the future.
LAC9 (val)	Number of IFA placements	Jane White	Julian Watkins	181	183	176	169	181	175	163	162	156	151	157	159	158	152	148	139	145	144	→ -1%	↓ -18%	▼	155	175	-	Local	Local	Local	As above (LAC9)
NI147	Percentage of Care Leavers in contact and in suitable accommodation	Jane White	Mary Hardy	New	-	-	-	-	New	New	New	New	New	New	New	New	New	New	83.6%	88.0%	84.3%	→ -4%	- n/a	▲	1	1	--	-	-	-	-
M1	Number of contacts received (includes contacts that become referrals)	Jane White	Catherine Parkin	1053	1154	1013	1179	1062	1411	1256	1395	1377	1480	1547	1534	1260	1466	1510	1753	1278	1605	↑ 26%	↑ 14%		1452	1753	-	Local	Local	Local	-
M2	Number of new referrals of Children In Need (CIN)	Jane White	Catherine Parkin	302	346	326	306	267	324	334	373	300	417	320	208	198	270	288	287	244	333	↑ 36%	→ 3%		300	417	-	359	51789	8147	-
M2-NI	Number of new referrals of Children in Need (CIN) rate per 10,000 (0-17 year olds)	Jane White	Catherine Parkin	63	72	68	64	56	68	70	76	61	85	65	42	40	55	59	58	50	68	↑ 36%	→ 1%		61	85	-	59	44	42	-
M3	Percentage of all contacts that become new referrals of Children In Need (CIN)	Jane White	Catherine Parkin	28.7%	30.0%	32.2%	26.0%	25.1%	23.0%	26.6%	26.7%	21.8%	28.2%	20.7%	13.6%	15.7%	18.4%	19.1%	16.4%	19.1%	20.7%	→ 9%	↓ -10%		20.8%	28.2%	P	-	-	-	-
M4	Number of new referrals of children aged 13+ where child sexual exploitation was a factor	Jane White	Catherine Parkin	5	7	6	5	6	6	4	3	3	6	3	2	0	1	3	0	1	2	↑ 100%	↓ -67%		3	6	-	Local	Local	Local	-
M5	Number of children receiving Universal Help services who are stepped up for Children In Need (CIN) assessment	Jane White	Catherine Parkin	14	17	28	22	29	41	36	28	37	22	27	30	25	27	31	3	7	7	→ 0%	↓ -83%		25	41	-	Local	Local	Local	-
M6-QL	Percentage of referrals which are re-referrals within one year of a closure assessment	Jane White	Catherine Parkin	22.8%	20.8%	15.6%	21.9%	19.9%	26.2%	23.7%	20.1%	20.7%	19.7%	23.1%	20.2%	14.6%	16.7%	19.8%	22.0%	22.0%	18.0%	↓ -18%	↓ -31%	▼	20.5%	26.2%	P	0.2%	0.2%	0.2%	-
M6-QL (val)	Number of referrals which are re-referrals within one year of a closure assessment	Jane White	Catherine Parkin	69	72	51	67	53	85	79	75	62	82	74	42	29	45	57	63	54	60	↑ 11%	↓ -29%	▼	62	85	-	Local	Local	Local	-
M8-QL	Percentage of referrals dealt with by MASH where time from referral received / recorded to completion by MASH was 24 hours / 1 working day or less	Jane White	Catherine Parkin	61.0%	72.0%	71.4%	80.2%	78.9%	73.0%	79.1%	75.0%	79.0%	76.0%	81.0%	91.0%	90.0%	88.0%	87.0%	84.0%	81.0%	83.0%	→ 2%	↑ 14%	▲	82.1%	91.0%	P	-	-	-	-

This page is intentionally left blank

Glossary

A

Assessment

Assessments are undertaken to determine the needs of individual children; what services to provide and action to take. They may be carried out:

- To gather important information about a child and family;
- To analyse their needs and/or the nature and level of any risk and harm being suffered by the child;
- To decide whether the child is a Child in Need (Section 17) and/or is suffering or likely to suffer Significant Harm (Section 47); and
- To provide support to address those needs to improve the child's outcomes to make them safe.

C

Care Order

A Care Order can be made in Care Proceedings brought under section 31 of the Children Act 1989 if the Threshold Criteria are met. The Order grants Parental Responsibility for the child to the local authority specified in the Order, to be shared with the parents.

A **Care Order** lasts until the child is 18 unless discharged earlier. An **Adoption Order** automatically discharges the Care Order. A **Placement Order** automatically suspends the Care Order, but it will be reinstated if the Placement Order is subsequently revoked.

All children who are the subject of a Care Order come within the definition of Looked After and have to have a Care Plan. When making a Care Order, the Court must be satisfied that the Care Plan is suitable.

Child in Need / CiN

Under Section 17 (10) of the Children Act 1989, a child is a Child in Need if:

- He/she is unlikely to achieve or maintain, or have the opportunity of achieving or maintaining, a reasonable standard of health or development without the provision for him/her of services by a local authority;
- His/her health or development is likely to be significantly impaired, or further impaired, without the provision for him/her of such services; or
- He/she is disabled.

Child Protection / CP

The following definition is taken from Working Together to Safeguard Children 2010, paragraph 1.23.:

Child protection is a part of Safeguarding and Promoting the Welfare of Children. This refers to the activity that is undertaken to protect specific children who are suffering, or are likely to suffer, Significant Harm.

Child Protection Conference

Initial Child Protection Conference / ICPC

An Initial Child Protection Conference is normally convened at the end of a Section 47 Enquiry when the child is assessed as either having suffered Significant Harm or to be at risk of suffering ongoing significant harm.

The Initial Child Protection Conference should be held within 15 working days of the Strategy Discussion, or the last strategy discussion if more than one has been held.

Review Child Protection Conference

Child Protection Review Conferences are convened in relation to children who are already subject to a Child Protection Plan. The purpose of the Review Conference is to review the safety, health and development of the child

in view of the Child Protection Plan, to ensure that the child continues to be adequately safeguarded and to consider whether the Child Protection Plan should continue or change or whether it can be discontinued.

Corporate Parenting

In broad terms, as the corporate parent of looked after children, a local authority has a legal and moral duty to provide the kind of loyal support that any good parent would provide for their own children.

D

Director of Children's Services (DCS)

Every top tier local authority in England must appoint a Director of Children's Services under section 18 of the Children Act 2004. Directors are responsible for discharging local authority functions that relate to children in respect of education, social services and children leaving care. They are also responsible for discharging functions delegated to the local authority by any NHS body that relate to children, as well as some new functions conferred on authorities by the Act, such as the duty to safeguard and protect children, the Children and Young People's Plan, and the duty to co-operate to promote well-being.

E

Early Help / EH

Early help means providing support as soon as a problem emerges, at any point in a child's life, from the foundation years through to the teenage years.

Effective early help relies upon local agencies working together to:

- Identify children and families who would benefit from early help;
- Undertake an assessment of the need for early help;
- Provide targeted early help services to address the assessed needs of a child and their family which focuses on activity to significantly improve the outcomes for the child.

Also: Early Help social work teams.

H

Health Assessment

Every Looked After Child (LAC or CLA) must have a Health Assessment soon after becoming Looked After, then at specified intervals, depending on the child's age.

L

Local Safeguarding Children's Board (LSCB)

LSCBs have to be established by every local authority as detailed in Section 13 of The Children Act (2004). They are made up of representatives from a range of public agencies with a common interest and with duties and responsibilities to children in their area. LSCBs have a responsibility for ensuring effective inter-agency working together to safeguard and protect children in the area. The Boards have to ensure that clear local procedures are in place to inform and assist anyone interested or as part of their professional role where they have concerns about a child.

See <http://southamptonlscb.co.uk/> for Southampton LSCB

Looked After Child

A Looked After Child is a child who is accommodated by the local authority, a child who is the subject to an Interim Care Order, full Care Order or Emergency Protection Order; or a child who is remanded by a court into local authority accommodation or Youth Detention Accommodation.

In addition where a child is placed for Adoption or the local authority is authorised to place a child for adoption - either through the making of a Placement Order or the giving of Parental Consent to Adoptive Placement - the child is a Looked After child.

Looked After Children may be placed with parents, foster carers (including relatives and friends), in Children's Homes, in Secure Accommodation or with prospective adopters.

With effect from 3 December 2012, the Legal Aid, Sentencing and Punishment of Offenders Act 2012 amended the Local Authority Social Services Act 1970 to bring children who are remanded by a court to local authority accommodation or youth detention accommodation into the definition of a Looked After Child for the purposes of the Children Act 1989.

P

PACT

Protection and Court social work teams.

Pathway Plan

The Pathway Plan sets out the route to the future for young people leaving the Looked After service and will state how their needs will be met in their path to independence. The plan will continue to be implemented and reviewed after they leave the looked after service at least until they are 21; and up to 25 if in education.

Personal Education Plan / PEP

All Looked After Children must have a Personal Education Plan (PEP) which summarises the child's developmental and educational needs, short term targets, long term plans and aspirations and which contains or refers to the child's record of achievement. The child's social worker is responsible for coordinating and compiling the PEP, which should be incorporated into the child's Care Plan.

R

Referral

The referring of concerns to local authority children's social care services, where the referrer believes or suspects that a child may be a Child in Need or that a child may be suffering, or is likely to suffer, Significant Harm. The referral should be made in accordance with the agreed LSCB procedures.

S

Section 17 / S17

Under Section 17(1) of the Children Act 1989, local authorities have a general duty to safeguard and promote the welfare of children within their area who are In Need; and so far as is consistent with that duty, to promote the upbringing of such children by their families, by providing a range and level of services appropriate to those children's needs.

For this reason, the term "Section 17" is often used as a shorthand way of describing the statutory authority for providing services to Children in Need who are not Looked After.

Section 20 / S20

Under Section 20 of the Children Act 1989, children may be accommodated by the local authority if they have no parent or are lost or abandoned or where their parents are not able to provide them with suitable accommodation and agree to the child being accommodated. A child who is accommodated under Section 20 becomes a Looked After Child.

Section 47 Enquiry / S47

Under Section 47 of the Children Act 1989, if a child is taken into Police Protection, or is the subject of an Emergency Protection Order, or there are reasonable grounds to suspect that a child is suffering or is likely to suffer Significant

Harm, a Section 47 Enquiry is initiated. This enables the local authority to decide whether they need to take any further action to safeguard and promote the child's welfare. This normally occurs after a Strategy Discussion.

Physical Abuse, Sexual Abuse, Emotional Abuse and Neglect are all categories of Significant Harm.

Section 47 Enquiries are usually conducted by a social worker, jointly with the Police, and must be completed within 15 days of a Strategy Discussion.

Where concerns are substantiated and the child is judged to be at continued risk of Significant Harm, a Child Protection Conference should be convened.

Special Guardianship Order / SGO

Special Guardianship is a new Order under the Children Act 1989 available from 30 December 2005.

Special Guardianship offers a further option for children needing permanent care outside their birth family. It can offer greater security without absolute severance from the birth family as in adoption.

Special Guardianship will also provide an alternative for achieving permanence in families where adoption, for cultural or religious reasons, is not an option.

Special Guardians will have [Parental Responsibility](#) for the child. A Special Guardianship Order made in relation to a [Looked After](#) Child will replace the [Care Order](#) and the Local Authority will no longer have Parental Responsibility.

Statement of Special Education Needs (SEN)

From 1 September 2014, Statements of Special Educational Needs were replaced by Education, Health and Care Plans. (The legal test of when a child or young person requires an Education, Health and Care Plan remains the same as that for a Statement under the Education Act 1996).

U

Universal Services

Universal services are those services (sometimes also referred to as mainstream services) that are provided to, or are routinely available to, all children and their families. Universal services are designed to meet the sorts of needs that all children have; they include early years provision, mainstream schools and Connexions, for example, as well as health services provided by GPs, midwives, and health visitors.

W

Working Together to Safeguard Children

Working Together to Safeguard Children is a Government publication which sets out detailed guidance about the role, function and composition of Local Safeguarding Children Boards (LSCBs), the roles and responsibilities of their member agencies in safeguarding children within their areas and the actions that should be taken where there are concerns that children have suffered or are at risk of suffering Significant Harm.

The most recent guidance was published in March 2015.

Sources:

Tri.x live online glossary: <http://trixresources.proceduresonline.com/> - a free resource which provides up to date keyword definitions and details about national agencies and organisations. Tri.x is a provider of policies, procedures and associated solutions in the Children's and Adult's Sectors.

Southampton Local Safeguarding Board <http://southamptonlscb.co.uk/>